

THANK YOU FOR CHOOSING JBL

For more than 50 years, JBL has been involved in every aspect of music and film recording and reproduction, from live performances to the recordings you play in your home, car or office.

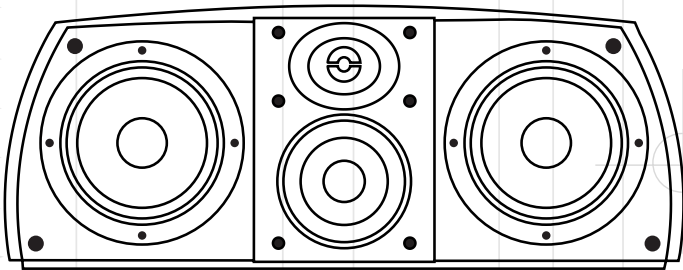
We're confident that the JBL loudspeaker you have chosen will provide every note of

enjoyment that you expected – and that when you think about purchasing additional audio equipment for your home, car or office, you will once again choose JBL.

Please take a moment to complete the enclosed profile card. It enables us to keep you posted on our

latest advancements, and helps us to better understand our customers and build products that meet their needs and expectations.

JBL Consumer Products



OWNER'S GUIDE

PRODUCT LINE: **STUDIO SERIES**

MODEL NUMBER: **S-CENTER**

DESIGN GOAL: Bring the thrill of live performance and movie sound to the home environment by calling on JBL's professional engineering leadership.

TWEETER TYPE: Pure-titanium dome with EOS™ waveguide

WOOFER TYPE: Cast-aluminum basket with HeatScape™ motor structure

CROSSOVER NETWORK: Straight-Line Signal Path™ (SSP)

PORT DESIGN: FreeFlow™ flared

PROFESSIONAL REFERENCE: Studio Monitor

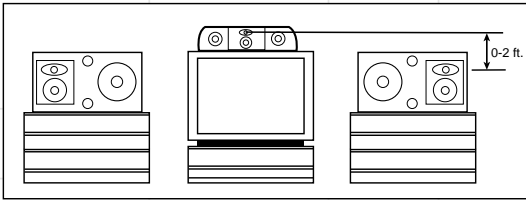
JBL

SPEAKER PLACEMENT

Proper placement of the speakers is an important step in obtaining the most realistic soundstage possible. These recommendations are for the optimum placement of the

loudspeakers. Use these placement recommendations as a guide. Slight variations will not diminish your listening pleasure.

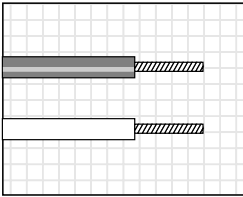
The Studio Series S-CENTER loudspeaker is video-shielded and can safely be placed near a television.



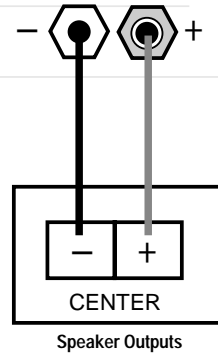
The S-CENTER is designed to complement all of the Studio Series loudspeakers. It is the ideal way to re-create the cinematic experience in your home.

SPEAKER CONNECTIONS

CONNECTION TIPS



Speakers and electronics terminals have corresponding (+) and (-) terminals. It is important to connect both speakers identically: (+) on the speaker to (+) on the amplifier and (-) on the speaker to (-) on the amplifier. Wiring "out of phase" results in thin sound, weak bass and a poor stereo image.



TROUBLESHOOTING

If there is no sound from any of the speakers:

- Check that receiver/amplifier is on and that a source is playing.
- Review proper operation of your receiver/amplifier.

If the system plays at low volumes but shuts off as volume is increased:

- Check all wires and

connections between receiver/amplifier and speakers.

- Make sure all wires are connected. Make sure none of the speaker wires are frayed, cut or punctured.
- If more than one pair of main speakers is being used, check the minimum impedance requirements of your receiver/amplifier.

If there is no sound from the center speaker:

- Make sure that your receiver's "Center-Channel" mode is in the "Normal" or "Wide" position. If it is in the "Phantom" position, the center speaker will not play.
- Check all connections between processor/amplifier and the center speaker.

SPECIFICATIONS

S-CENTER

Description:	3-Way dual 5" center
Maximum Recommended Amplifier Power*:	150W
Nominal Impedance:	8 Ohms
Sensitivity (2.83V/1m):	91dB
Frequency Response (-3dB):	80Hz – 20kHz
Crossover Frequencies:	800, 3200Hz
High-Frequency Transducer:	1" Pure-titanium dome, with rubber surround, shielded; Elliptical Oblate Spheroidal™ (EOS) waveguide
Midrange Transducer:	4" PolyPlas™ (polymer-coated cellulose fiber) cone, rubber surround, shielded; Linear Field Proximity™ (LFP) bezel
Low-Frequency Transducer(s):	5-1/2" PolyPlas™ (polymer-coated cellulose fiber) cone, rubber surround, SFG™ magnetic shorting rings, high-temp oversized Kapton® voice coil, HeatScape™ motor structure, cast-aluminum baskets, shielded
Baffles:	Low Diffraction, IsoPower™
Port:	FreeFlow™ flared
Network:	Straight-Line Signal Path™ (SSP)
Terminals:	All-metal, gold-plated 5-way binding posts
Dimensions (H x W x D):	7-7/8" x 20-1/2" x 9" 200mm x 521mm x 229mm
Weight:	15lbs, 6.8kgs

Declaration of Conformity



We, JBL Europe A/S
Kongevejen 194B
DK-3460 Birkerød
DENMARK

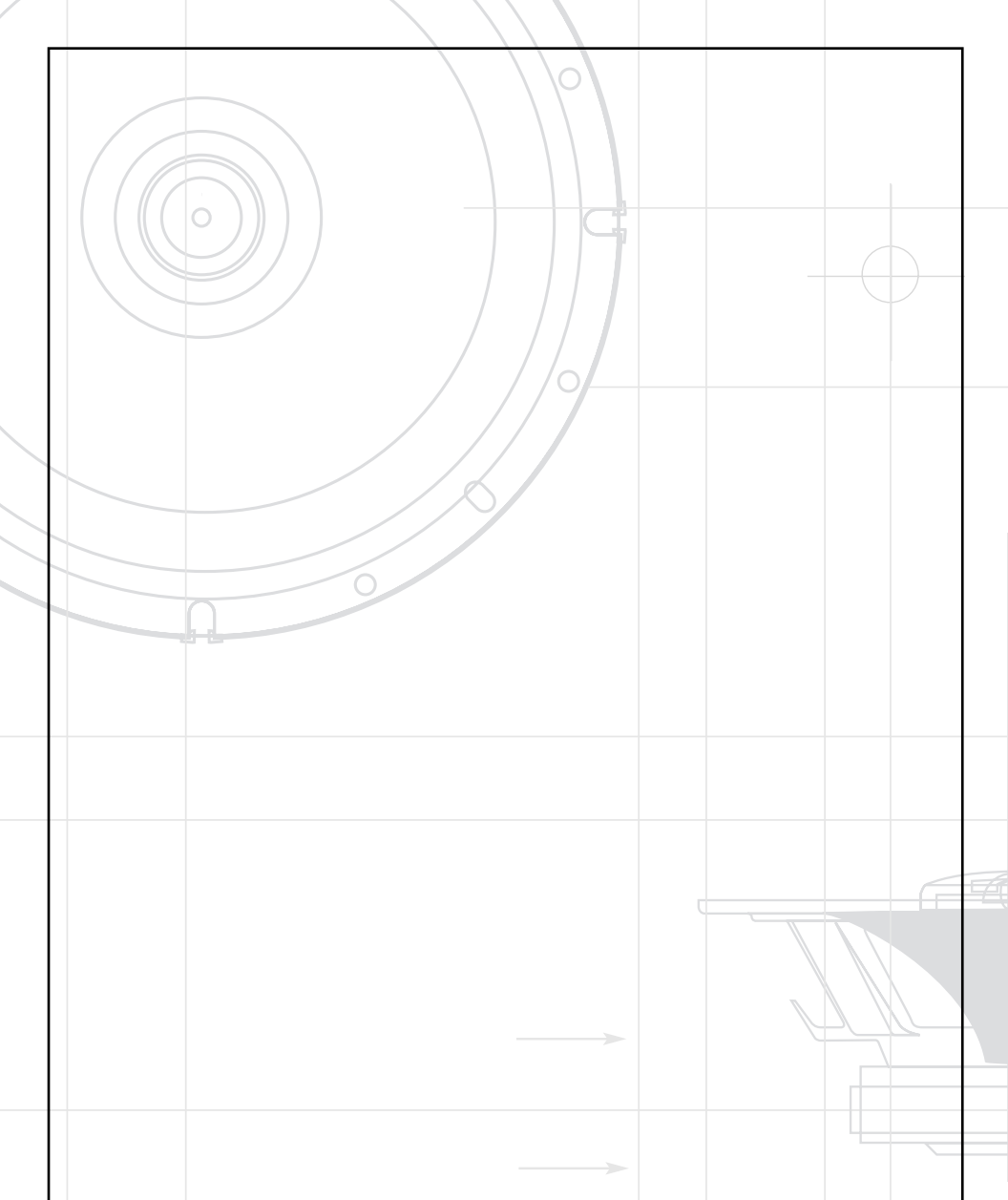
declare in own responsibility, that the loudspeaker described in this owner's manual is in compliance with technical standards:

EN 50081-1:1992
EN 50082-1:1992

Steen Michaelsen
JBL Europe A/S
Birkerød, DENMARK, 8/99

*The maximum recommended amplifier power rating will ensure proper system headroom to allow for occasional peaks. We do not recommend sustained operation at these maximum power levels.

Occasional refinements may be made to existing products without notice but will always meet or exceed original specifications unless otherwise stated.



OWNER'S GUIDE

PRODUCT LINE: **STUDIO SERIES**

MODEL NUMBER: **S-CENTER**

DESIGN GOAL: Bring the thrill of live performance and movie sound to the home environment by calling on JBL's professional engineering leadership.

TWEETER TYPE: Pure-titanium dome with EOS™ waveguide

WOOFER TYPE: Cast-aluminum basket with HeatScape™ motor structure

CROSSOVER NETWORK: Straight-Line Signal Path™ (SSP)

PORT DESIGN: FreeFlow™ flared

PROFESSIONAL REFERENCE: Studio Monitor



**PRO SOUND
COMES HOME™**

JBL Consumer Products
250 Crossways Park Drive, Woodbury, NY 11797
8500 Balboa Boulevard, Northridge, CA 91329
800-336-4JBL (4525) (USA only)
www.jbl.com

© 1999 JBL, Incorporated. JBL is a registered trademark of JBL, Incorporated.

Part No. S-CTR 0/G ♻️

H A Harman International Company